



Renson® developed an extensive range of slotvents. The Renson® slotvents are manufactured in aluminium, this to ensure the highest possible quality and durability. These aluminium slotvents can be powdercoated in any color making a perfect integration possible on wooden, uPVC and aluminium window frames. Renson® proposes some standard lengths for the slotvents but most of the types can be made to measure.

Slotsize openings

Slotvents are installed on window frames where a slot (10, 12, 16 or 25 mm) is routed through the frame. For long slotvents, enforcement bridges must be taken into account between the gaps, in order to prevent weakening the window frame. When combining an exterior and an interior slotvent, use the smallest slotsize opening indicated (airflow might be affected).

Permanent slot ventilators for domestic fuel burning appliances

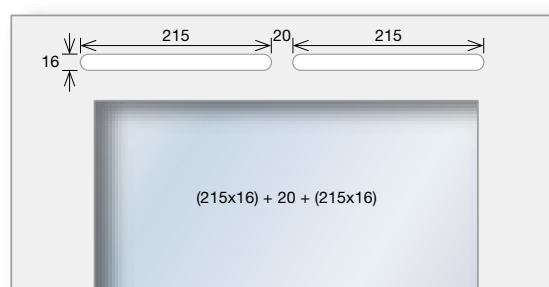
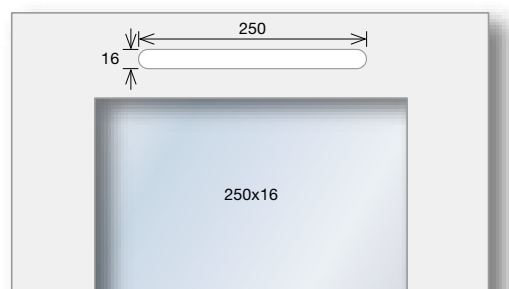
To comply with Building Regulations and British Standards specific permanent air vents are required to provide combustion air/relief air. This non-controllable airvent must allow air passage at all times. The ventilator must be fitted with apertures which prevent the entry of a 10 mm diameter ball, but allow the entry of a 5 mm diameter ball.

The canopy 587P is fitted with a flyscreen to suit the 5/10 mm diameter ball specification.

A proposed slotvent set, complying with BS5440 and having approval of British Gas Technology is:

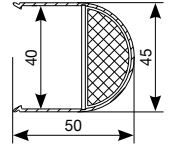
exterior: 587P + interior: 587P (inverted, allowing the incoming air to be deflected upwards to avoid undue draughts).

Slotvents are not suitable for use in high rise applications.

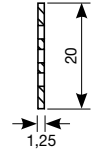




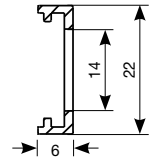
| 470 Sound absorbing box | | | | | | | |
|--|-------------|-------------|------------------------------|------------|------------|--------------------------|------------------------------------|
| D _{n,e,w} (C;C _{tr}): 39 (-1;-1) dB | | | | | | | |
| Type | Length (mm) | Height (mm) | Slotsize opening (mm) | Airflow | | | |
| | | | | 1 Pa (l/s) | 2 Pa (l/s) | 2 Pa (m ³ /h) | Equivalent Area (mm ²) |
| 470/30 | 400 | 45 | (165 x 25) + 20 + (165 x 25) | 1,4 | 2,0 | 7,3 | 1727 |
| 470/45 | 700 | 45 | (315 x 25) + 20 + (315 x 25) | 2,2 | 3,2 | 11,6 | 2831 |



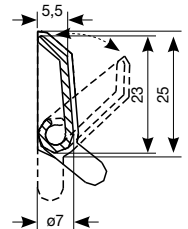
| 478 Flat grill | | | | | | | |
|----------------|-------------|-------------|------------------------------|------------|------------|--------------------------|------------------------------------|
| Type | Length (mm) | Height (mm) | Slotsize opening (mm) | Airflow | | | |
| | | | | 1 Pa (l/s) | 2 Pa (l/s) | 2 Pa (m ³ /h) | Equivalent Area (mm ²) |
| 478/1 | 275 | 20 | 230 x 16 | 1,9 | 2,8 | 9,9 | 2453 |
| 478/2 | 375 | 20 | 330 x 16 | 2,8 | 3,9 | 14,2 | 3512 |
| 478/3 | 475 | 20 | (205 x 16) + 20 + (205 x 16) | 3,7 | 5,4 | 19,3 | 4753 |
| 478/4 | 700 | 20 | (315 x 16) + 25 + (315 x 16) | 5,6 | 8,0 | 28,8 | 7119 |



| 485 Hit and miss vent | | | | | | | |
|-----------------------|-------------|-------------|------------------------------|------------|------------|--------------------------|------------------------------------|
| Type | Length (mm) | Height (mm) | Slotsize opening (mm) | Airflow | | | |
| | | | | 1 Pa (l/s) | 2 Pa (l/s) | 2 Pa (m ³ /h) | Equivalent Area (mm ²) |
| 485/1 | 275 | 22 | 230 x 16 | 1,2 | 1,8 | 6,4 | 1551 |
| 485/2 | 375 | 22 | 330 x 16 | 1,9 | 2,7 | 9,9 | 2438 |
| 485/3 | 475 | 22 | (210 x 16) + 20 + (200 x 16) | 2,5 | 3,6 | 13,1 | 3214 |
| 485/4 | 700 | 22 | (310 x 16) + 20 + (325 x 16) | 4,1 | 6,0 | 21,6 | 5203 |



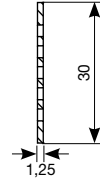
| 487 tipvent | | | | | | | |
|-------------|-------------|-------------|------------------------------|------------|------------|--------------------------|------------------------------------|
| Type | Length (mm) | Height (mm) | Slotsize opening (mm) | Airflow | | | |
| | | | | 1 Pa (l/s) | 2 Pa (l/s) | 2 Pa (m ³ /h) | Equivalent Area (mm ²) |
| 487/1 | 275 | 23 | 250 x 16 | 3,3 | 4,7 | 17,0 | 4229 |
| 487/2 | 375 | 23 | (165 x 16) + 20 + (165 x 16) | 4,8 | 6,8 | 24,4 | 6080 |
| 487/3 | 475 | 23 | (215 x 16) + 20 + (215 x 16) | 5,9 | 8,3 | 30,0 | 7496 |
| 487/4 | 700 | 23 | (325 x 16) + 25 + (325 x 16) | 9,8 | 14,0 | 50,5 | 12527 |



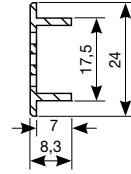
Interior slotvents < Slotvents



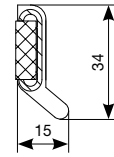
| 488 | | Patio grille | | | | | |
|-------|-------------|--------------|------------------------------|------------|------------|-------------|-----------------------|
| Type | Length (mm) | Height (mm) | Slotsize opening (mm) | Airflow | | | |
| | | | | 1 Pa (l/s) | 2 Pa (l/s) | 2 Pa (m³/h) | Equivalent Area (mm²) |
| 488/1 | 275 | 30 | 250 x 25 | 3,1 | 4,3 | 15,5 | 3899 |
| 488/2 | 375 | 30 | (165 x 25) + 20 + (165 x 25) | 4,3 | 5,9 | 21,4 | 5423 |
| 488/3 | 475 | 30 | (215 x 25) + 20 + (215 x 25) | 4,5 | 6,8 | 24,6 | 5787 |
| 488/4 | 700 | 30 | (325 x 25) + 25 + (325 x 25) | 8,5 | 12,1 | 43,5 | 10839 |



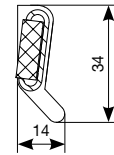
| 489 | | Bar grille | | | | | |
|-------|-------------|-------------|------------------------------|------------|------------|-------------|-----------------------|
| Type | Length (mm) | Height (mm) | Slotsize opening (mm) | Airflow | | | |
| | | | | 1 Pa (l/s) | 2 Pa (l/s) | 2 Pa (m³/h) | Equivalent Area (mm²) |
| 489/1 | 275 | 24 | 237 x 18 | 1,7 | 2,5 | 8,9 | 2202 |
| 489/2 | 375 | 24 | 337 x 18 | 2,2 | 3,2 | 11,7 | 2822 |
| 489/3 | 475 | 24 | (210 x 18) + 17 + (210 x 18) | 3,0 | 4,3 | 15,3 | 3807 |
| 489/4 | 700 | 24 | (320 x 18) + 22 + (320 x 18) | 5,1 | 7,2 | 25,8 | 6477 |



| 787AK | | Tipvent | | | | | |
|---------|-------------|-------------|------------------------------|------------|------------|-------------|-----------------------|
| Type | Length (mm) | Height (mm) | Slotsize opening (mm) | Airflow | | | |
| | | | | 1 Pa (l/s) | 2 Pa (l/s) | 2 Pa (m³/h) | Equivalent Area (mm²) |
| 787AK/1 | 275 | 28 | 245 x 16 | 3,2 | 4,6 | 16,7 | 4127 |
| 787AK/2 | 375 | 28 | 345 x 16 | 4,0 | 5,7 | 20,5 | 5108 |
| 787AK/3 | 475 | 28 | (215 x 16) + 20 + (215 x 16) | 5,1 | 7,3 | 26,3 | 6525 |
| 787AK/4 | 700 | 28 | (325 x 16) + 25 + (325 x 16) | 9,0 | 12,9 | 46,5 | 11455 |



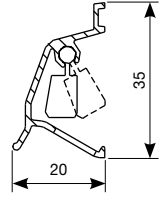
| 788P | | Tipvent | | | | | |
|--------|-------------|-------------|------------------------------|------------|------------|-------------|-----------------------|
| Type | Length (mm) | Height (mm) | Slotsize opening (mm) | Airflow | | | |
| | | | | 1 Pa (l/s) | 2 Pa (l/s) | 2 Pa (m³/h) | Equivalent Area (mm²) |
| 788P/1 | 275 | 28 | 245 x 16 | 3,2 | 4,6 | 16,7 | 4127 |
| 788P/2 | 375 | 28 | 345 x 16 | 4,0 | 5,7 | 20,5 | 5108 |
| 788P/3 | 475 | 28 | (215 x 16) + 20 + (215 x 16) | 5,1 | 7,3 | 26,3 | 6525 |
| 788P/4 | 700 | 28 | (325 x 16) + 25 + (325 x 16) | 9,0 | 12,9 | 46,5 | 11455 |



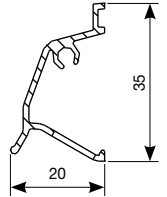
Slotvents > Exterior slotvents



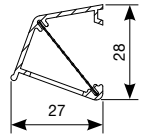
| 471 | | Self regulating canopy | | | | | | |
|-------|-------------|------------------------|------------------------------|------------|------------|--------------------------|------------------------------------|--|
| Type | Length (mm) | Height (mm) | Slotsize opening (mm) | Airflow | | | | |
| | | | | 1 Pa (l/s) | 2 Pa (l/s) | 2 Pa (m ³ /h) | Equivalent Area (mm ²) | |
| 471/1 | 275 | 35 | 250 x 25 | 1,4 | 2,0 | 7,3 | 1785 | |
| 471/2 | 375 | 35 | 350 x 25 | 2,0 | 3,0 | 10,8 | 2527 | |
| 471/3 | 475 | 35 | (215 x 25) + 20 + (215 x 25) | 2,3 | 3,7 | 13,2 | 2951 | |
| 471/4 | 700 | 35 | (325 x 25) + 25 + (325 x 25) | 4,0 | 6,0 | 21,5 | 5055 | |



| 486 | | Canopy | | | | | | |
|-------|-------------|-------------|------------------------------|------------|------------|--------------------------|------------------------------------|--|
| Type | Length (mm) | Height (mm) | Slotsize opening (mm) | Airflow | | | | |
| | | | | 1 Pa (l/s) | 2 Pa (l/s) | 2 Pa (m ³ /h) | Equivalent Area (mm ²) | |
| 486/1 | 275 | 35 | 250 x 25 | 1,7 | 2,4 | 8,5 | 2105 | |
| 486/2 | 375 | 35 | 350 x 25 | 2,2 | 3,2 | 11,4 | 2805 | |
| 486/3 | 475 | 35 | (215 x 25) + 20 + (215 x 25) | 3,2 | 4,6 | 16,5 | 4125 | |
| 486/4 | 700 | 35 | (325 x 25) + 25 + (325 x 25) | 4,4 | 6,2 | 22,5 | 5550 | |



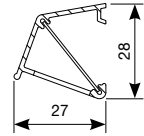
| 586 | | Canopy | | | | | | |
|-------|-------------|-------------|------------------------------|------------|------------|--------------------------|------------------------------------|--|
| Type | Length (mm) | Height (mm) | Slotsize opening (mm) | Airflow | | | | |
| | | | | 1 Pa (l/s) | 2 Pa (l/s) | 2 Pa (m ³ /h) | Equivalent Area (mm ²) | |
| 586/1 | 275 | 28 | 250 x 25 | 3,3 | 4,8 | 17,2 | 4249 | |
| 586/2 | 375 | 28 | 350 x 25 | 4,3 | 6,2 | 22,4 | 5520 | |
| 586/3 | 475 | 28 | (215 x 25) + 20 + (215 x 25) | 6,4 | 9,0 | 32,5 | 8161 | |
| 586/4 | 700 | 28 | (325 x 25) + 25 + (325 x 25) | 8,9 | 12,8 | 46,2 | 11335 | |



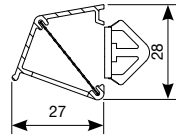
Exterior slotvents < Slotvents



| 587P | | Canopy | | | | | |
|--------|-------------|-------------|------------------------------|------------|------------|-------------|-----------------------|
| Type | Length (mm) | Height (mm) | Slotsize opening (mm) | Airflow | | | |
| | | | | 1 Pa (l/s) | 2 Pa (l/s) | 2 Pa (m³/h) | Equivalent Area (mm²) |
| 587P/1 | 275 | 28 | 250 x 25 | 3,4 | 4,8 | 17,4 | 4312 |
| 587P/2 | 375 | 28 | 350 x 25 | 4,9 | 6,9 | 24,8 | 6210 |
| 587P/3 | 475 | 28 | (215 x 25) + 20 + (215 x 25) | 6,6 | 9,2 | 33,2 | 8354 |
| 587P/4 | 700 | 28 | (325 x 25) + 25 + (325 x 25) | 9,4 | 13,3 | 48,0 | 12015 |



| 590 | | Clip in canopy | | | | | |
|-------|-------------|----------------|------------------------------|------------|------------|-------------|-----------------------|
| Type | Length (mm) | Height (mm) | Slotsize opening (mm) | Airflow | | | |
| | | | | 1 Pa (l/s) | 2 Pa (l/s) | 2 Pa (m³/h) | Equivalent Area (mm²) |
| 590/6 | 290 | 28 | 284 x 16 | 3,5 | 5,0 | 18,1 | 4498 |
| 590/7 | 470 | 28 | (222 x 16) + 20 + (222 x 16) | 6,1 | 8,7 | 31,2 | 7800 |
| 590/8 | 565 | 28 | (270 x 16) + 19 + (270 x 16) | 7,1 | 10,1 | 36,4 | 9067 |



| 771AK | | Acoustic canopy D _{n,e,w} (C;C _{tr}): 36 (-1;-1) dB | | | | | |
|----------|-------------|---|------------------------------|------------|------------|-------------|-----------------------|
| Type | Length (mm) | Height (mm) | Slotsize opening (mm) | Airflow | | | |
| | | | | 1 Pa (l/s) | 2 Pa (l/s) | 2 Pa (m³/h) | Equivalent Area (mm²) |
| 771AK/2 | 415 | 52 | (165 x 25) + 20 + (165 x 25) | 2,7 | 4,0 | 14,1 | 3372 |
| 771AK/3 | 565 | 52 | (240 x 25) + 20 + (240 x 25) | 4,8 | 6,9 | 24,8 | 6044 |
| 771AK/5* | 565 | 52 | (240 x 25) + 20 + (240 x 25) | 4,9 | 7,0 | 25,2 | 6294 |

* without self-regulating flap

